



A New Era of Breathtaking Detail and Interactions



AQUOS BOARD®



Make your content stand out from the rest! Thanks to 4K Ultra-HD resolution and direct bonding of the LCD panels, the Sharp 80" Class (80.5" diagonal) PN-L805H and 70" Class (69.5" diagonal) PN-L705H AQUOS BOARD® interactive display systems make content extremely precise, realistic, and easy to make out. A bundled touch pen works with Sharp's capacitive touch technology to provide a realistic "Pen-on-Paper" user experience. Writing on the screen feels fluid and natural. While the PN-L805H/705H displays are ideal for museums and libraries, where they really shine is in high-precision environments such as video and graphic design studios and research and architecture workspaces. These are your go-to monitors when you need true-to-life detail and superb interactivity.




Leading Technologies to Change Your Perspective

4K Ultra-HD Quality

The PN-L805H/705H displays employ an LCD panel with 4K Ultra-HD (3,840 x 2,160-pixel) resolution. These large size LCD monitors, with four times the pixel resolution of full-HD, render the textures of videos and images, and reproduce the finest details of small text and intricate graphics. Besides the obvious benefits for office and educational settings, the PN-L805H/705H displays practically engulf the viewer in highly realistic sensations and detailed accuracy. They satisfy the needs of professionals in industries such as architecture and engineering, as well as in academic settings and creative sectors.

Capacitive Touch Technology

Sharp's original capacitive touch technology gives the PN-L805H/705H displays highly sensitive touchscreen operation. They allow ultra-precise multiple touch inputs to detect X and Y conductive grids etched onto layers of display. This achieves high sensitivity and precision by reducing the noise level to one-eighth of conventional models. Say goodbye to unintended input errors. You can operate and write on the screen as intended with touch pens or fingers, and gain maximum benefit from its superb performance.



Direct Bonding Technology

Thanks to direct bonding technology, the PN-L805H/705H displays provide a consistent and natural feeling when you write on the screen. The LCD panel is bonded directly to the protective glass layer, thereby eliminating the air gap between them. This minimizes the parallax difference and reduces the reflection and refraction of light. As a result, onscreen touch and writing operations are smooth and the display looks natural and offers clear visibility.

Simultaneous Writing

Keep everyone actively involved in the meeting or lesson by letting them write on the screen at the same time. The PN-L805H/705H displays recognize 30 touch points, allowing up to four people to use a touch pen or finger simultaneously to add their creative input when the inspiration strikes. Brainstorming sessions, meetings and lessons become more lively and productive.

Minimize Glare and Fingerprints

Protecting the surface of the PN-L805H/705H displays is an anti-glare film that works to reduce glare and reflections and minimize fingerprint soiling.

Expandability for Further Convenience

Choice of Expansion Boards

An expansion slot compatible with the Intel® Mini Open Pluggable Specification (Mini OPS) is ready to support the addition of an optional board providing greater convenience and an expanded range of functionality. An optional board slides into the slot on the back of the monitor.



• Wireless Board (PN-ZB03W)

Up to 10 devices including Mac® or Windows® computers, smartphones, and tablets can be connected wirelessly to the PN-L805H/705H displays. Input from four devices can be displayed in a 2 x 2 split-screen.

• HDBaseT™ Receiver Board (PN-ZB03H)

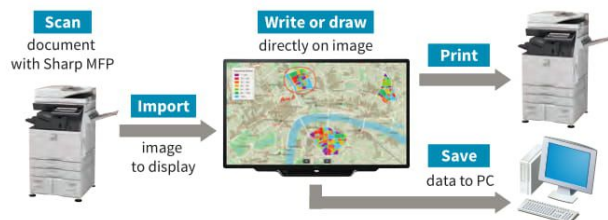
This board enables reception of HDMI™ video/audio and control signals sent via a single LAN cable from up to 100 meters away. Compatibility with HDBaseT 2.0 allows you to remotely operate a PC from a USB device connected to this board.

Crestron Connected™

Compatibility with Crestron Connected software enables you to remotely control and manage each monitor via a LAN network.

MFP Connectivity

The PN-L805H/705H displays are compatible with Sharp MFPs. Scanned documents can be directly imported to SHARP Pen Software from a compatible Sharp MFP. Onscreen image data, including handwriting, can be sent to a PC for storage or to an MFP for printing.



<System Requirements>

Connected Equipment

Hardware	PC/AT compatible machine with USB 2.0 port (CD-ROM drive required for installation)
OS	Windows® 7 (32-bit/64-bit), Windows® 8.1 (32-bit/64-bit), Windows® 10 (32-bit/64-bit) Mac OS X v10.11, macOS v10.12, Google Chrome™ OS v39 or later

Supplied Software (Windows®)

CPU	Intel® Core™ i5-6360U or higher Intel® Core™ i7-6650U or higher recommended
Memory	4 GB or more
Hard disk	5 GB or more free space (additional space required for saving data)

To use the touch panel, connect the bundled USB cable to the computer. The touch panel operates with the standard driver of each OS. On the Mac, operation is only possible in single-touch mode.

High-precision Touch Pen with Pointer

This pressure-sensitive pointer pen fits comfortably in your hand and provides outstanding ease of use. With its 2 mm-pen tip, it lets you draw thin lines or write fine text with high precision. The pen works with the PN-L805H/705H displays' direct bonding and capacitive touch technologies to give you a virtual "Pen-on-Paper" user experience. A handy LED indicates your selected pen color. And a customizable pointer function lets up to four people point out items on the screen and enjoy more interactive collaborations.



Palm Cancellation Function

This function prioritizes pen recognition. It allows you to write with your palm resting on the screen, making it easy to write fine text or draw detailed graphics with excellent stability.

Multi-Board Function

Up to three PN-L805H/705H units can be linked side by side to display sequential pages and deliver the impact of a multi-screen presentation—all with the stunning detail of 4K Ultra-HD resolution. The Multi-Board Function* is the ultimate tool for communicating complex information, for example, roadmaps and spreadsheets.



* Only permits one unit to be touch-operated at a time. For simultaneous touch operation of all the linked units, please consult with your local authorized Sharp dealer or representative.

Versatile Installation

The PN-L805H/705H displays can be installed in various orientations—landscape, portrait, or horizontal (face-up)—and at various angles* to match a diverse range of installation spaces or purposes. For example, face-up installation facilitates group discussions in an office or classroom where participants are looking down at the screen and writing simultaneously. Such versatility can change the way you communicate and encourages fresh ideas and innovation.

* There are restrictions on the tiltable angles and other installation conditions. For details, please consult with your local authorized Sharp dealer or representative.



Quad-Screen Display


You can display four screens in full-HD resolution simultaneously by simply connecting four PCs to the PN-L805H/705H displays via video cables. The display is switchable between single-screen and quad-screen. This function greatly facilitates productive interactions in the office or classroom.

Touch OSD Menu

The Touch OSD Menu is designed for easy and intuitive access to frequently used functions and settings such as brightness, contrast, language selection, backlight on/off, freeze/unfreeze screen and more.

SHARP Touch Viewing Software

This software is a touch-operated onscreen user interface that lets you easily manipulate different types of files, including Microsoft® Office applications, videos, and web pages. The files are displayed onscreen as "sheets," which can be stored in onscreen virtual "drawers." This software brings convenience and originality to business meetings, in-store installations, and more.



Note: Available via the downloader on the bundled CD-ROM.

SHARP Display Connect

This software supports multifaceted wireless communication. Content on the PN-L805H/705H displays' screens, including handwritten notes, can be shared simultaneously with up to 50 devices. Also, files can be exchanged between devices connected to the PN-L805H/705H displays.

Note: Available via the downloader on the bundled CD-ROM.

4K Interactive Signage

The PN-L805H/705H displays can play a powerful role in 4K interactive digital signage. This 4K Ultra-HD monitor makes content more appealing by delivering subtle texture and depth and by clearly rendering fine text and graphics. Sharp's highly sensitive capacitive touch and direct bonding technologies create an outstanding interactive signage experience, with precise touch response and clear and natural visibility. In retail stores, malls, and showrooms, the PN-L805H/705H displays provide a sophisticated promotional platform. And in museums and libraries, it's ideal for displaying digital archives. Because it can handle the demands of 24/7 operation, it also makes a superb signage solution in public areas. Sharp provides high-definition and high-precision solutions to satisfy the requirements of demanding interactive signage users.



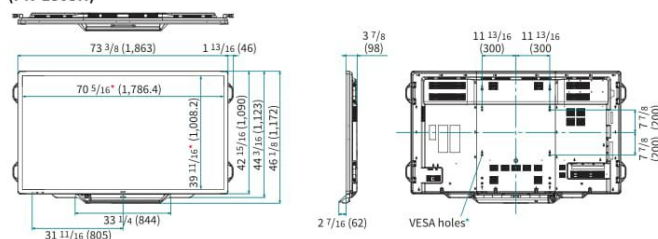
Specifications

Model Name	PN-L805H	PN-L705H
Installation	Landscape / Portrait / Face-up ^{*1}	
LCD Panel	80" Class (80.5" diagonal) TFT LCD	70" Class (69.5" diagonal) UV-A ^{*2} LCD
	Max. Resolution	3,840 x 2,160 pixels
	Max. Display Colors (approx.)	1.06 billion colors
	Pixel Pitch (H x V)	0.464 x 0.464 mm
	Max. Brightness (average) ^{*3}	300 cd/m ²
	Contrast Ratio	4,000 : 1
	Viewing Angle (H/V)	176°/176° (CR ≥ 10)
	Active Screen Area (W x H)(approx.)	70 1/8" x 39 7/16"
	Response Time	6 ms (gray to gray, avg.)
	Backlight	LED, full array
Touchscreen	Touch Technology	Capacitive touch
	PC Connection Port	USB (2.0 compliant) (Type B) x 2
	Power Supply	Supplied from main unit
	Multi Touch	30 points
	Protection Glass	Thickness: Approx. 1.9 mm ^{*4} Shock resistance: 130 cm ^{*5}
Touch Pen	Communication	Wireless communication method
	Function Button	Yes
Computer Input	Video	Analog RGB (0.7 Vp-p) [750], HDMI, DisplayPort™ 1.2a
	Synchronization	Horizontal/vertical separation (TTL: positive/negative), Sync on green ^{*6} , Composite sync (TTL: positive/negative) ^{*6}
	Plug & Play	VESA DDC2B
	Power Management	VESA DPMS
Input Terminals	PC analog: Mini D-sub 15-pin x 1 ^{*7} , HDMI (HDCP compatible), PC/AV signal compatible) x 3, 3.5 mm-diameter mini stereo jack x 1, Component video x 1 ^{*8} , DisplayPort (HDCP compatible) x 2, RS-232C x 1	
Output Terminals	3.5 mm-diameter mini stereo jack x 1, DisplayPort (HDCP compatible) x 1	
Input/Output Terminals	LAN port (10Base-T/100Base-TX) x 1	
Expansion Slot	13 V, 2.4 A (power supplied when expanding the functions with an optional part)	
Speaker Output	10 W + 10 W	
Mounting	VESA (4 points), 400 x 400 mm pitch, M6 screw	
Power Supply	100V - 240 V AC, 50/60 Hz	
Continuous Operation	24 hrs	
Power Consumption	325 W	215 W
Environmental Conditions	Operating Temperature ^{*9,10}	5 °C to 35 °C
	Operating Humidity ^{*10}	20% to 80% RH (no condensation)
Dimensions (W x D x H) (approx.) (display only)	73 3/8" x 3 7/8" x 42 13/16"	63 1/2" x 3 3/8" x 37 1/16"
Weight (approx.)	160.9 lbs	126 lbs
Main Accessories	AC power cord, remote control unit, remote control unit battery (AAA size) x 2, set-up manual, cable clamp (insertion type) x 4, cable clamp x 3, USB cable, USB extension cable, RS-232C conversion cable, eraser, pen tray, touch pen x 2 ^{*11} , touch pen adapter, touch pen adapter screw, touch pen battery (AAA size), pen tip x 2, speaker cover x 2, camera mount, camera screw, speaker cover attachment screw/camera mount screw x 6, CD-ROM, SHARP Display Connect license, vertical sticker, blank sticker	

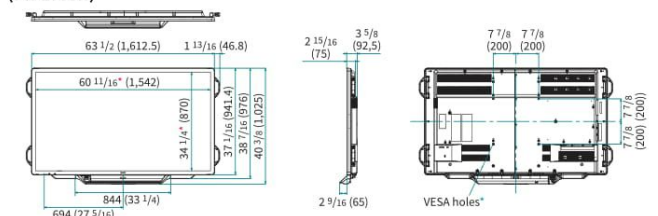
^{*1} There are restrictions on the tiltable angles and other installation conditions. For details, please consult with your local authorized Sharp dealer or representative. ^{*2} UV-A stands for Ultraviolet-induced Multi-domain Vertical Alignment, a photo-alignment technology that ensures uniform alignment of liquid crystal molecules. ^{*3} Brightness depends on input mode and other picture settings. Brightness level will decrease slightly over the lifetime of the product. Due to the physical limitations of the equipment, it is not possible to maintain a precisely constant level of brightness. ^{*4} Including AG film on the front. ^{*5} Approximate distance at which the glass panel can withstand the impact of a 500-gram iron ball dropped on its center. ^{*6} D-sub input terminal only. ^{*7} When connecting with an analog mini D-sub 15-pin jack, max. resolution is 1,920 x 1,200 pixels. ^{*8} Analog PC, video, and component video are switchable (on bottom interface); use the menu to select. Video and component video connections require conversion cable via mini D-sub 15-pin jack. ^{*9} When using the monitor laying flat on a surface (when the monitor is tilted more than 20 degrees upward from the perpendicular in relation to a level surface) the ambient temperature must be within the range of 5°C to 30°C. Temperature conditions may change when using the monitor together with the optional equipment. In such cases, check the temperature conditions specified by the optional equipment. ^{*10} Check the requirements of the computer and other devices to be connected, and make sure that all requirements are satisfied. ^{*11} The PN-L705H display has one touch pen.

Dimensions

(PN-L805H)



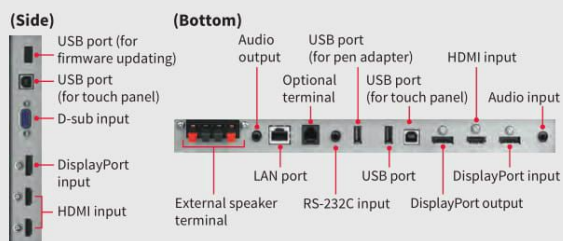
(PN-L705H)



Units: inch (mm)

* Screen dimensions * To use the VESA-standard mounting bracket, use M6 screws that are 8 to 10 mm plus the thickness of the bracket.

Input/Output Terminals



Option Boards

- PN-ZL06 : Touch Pen
- PN-ZB03H : HDBaseT Receiver Board
- PN-ZB03W : Wireless Board
- PN-ZB03AO Computing Board

